

\* Welded Mesh panels can be cut to suit reduced post centres in locations requiring additional support. Refer to Project Drawings.

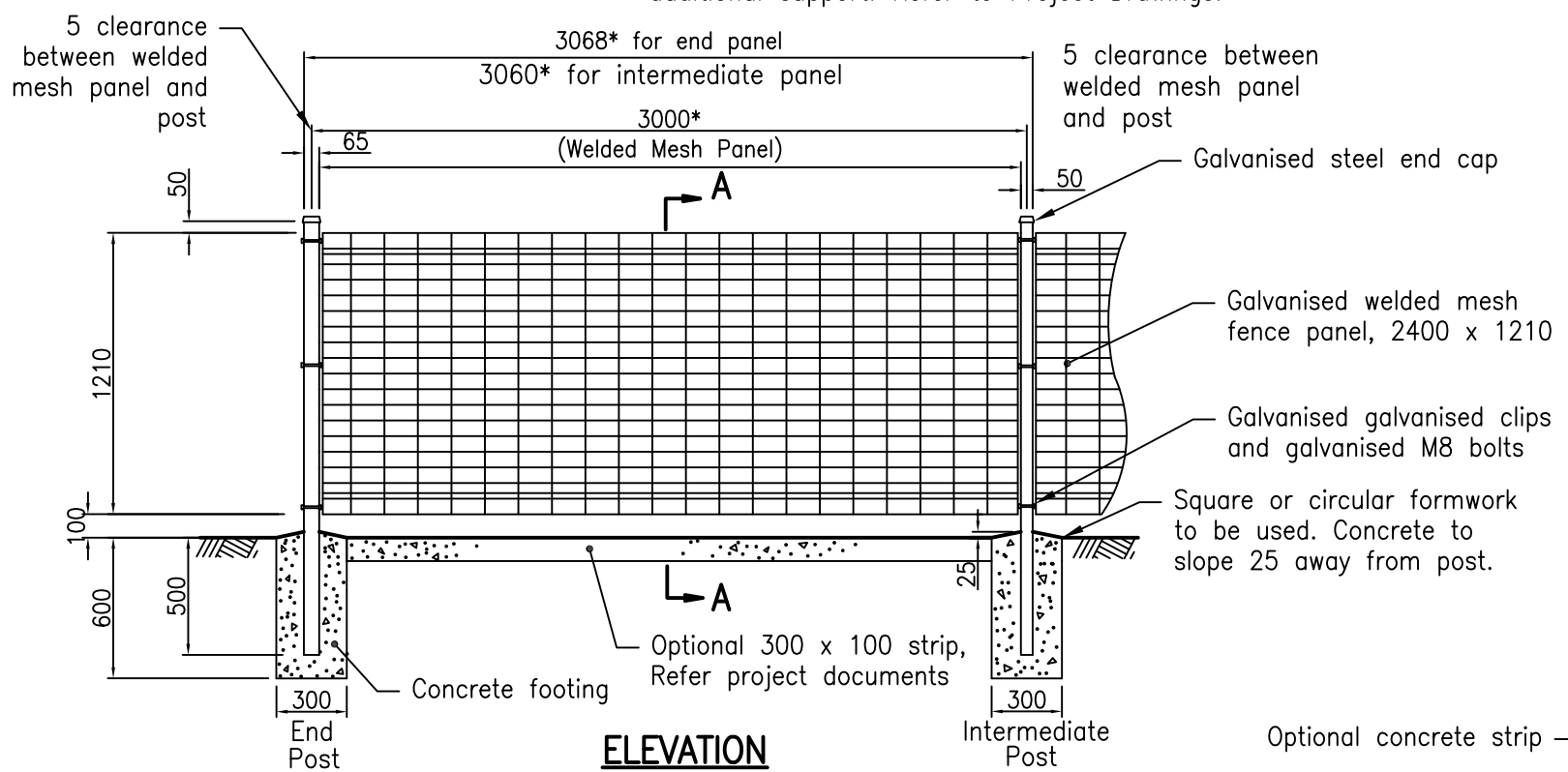
### CONTROL FENCE

### LEGEND

- Wire fixed to back of posts

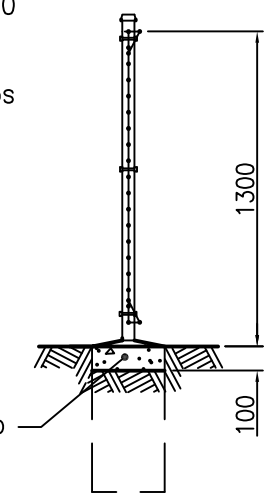
### NOTES

- A - Welded Mesh Fence
1. Gate and end posts to be 65x65x2 galvanized steel section to AS 1163.
  2. Intermediate posts to be 50x50x2 galvanized steel section to AS 1163.
  3. Panels to be fixed to posts using standard galvanized clips and galvanized M8 bolts.
  4. Galvanizing to AS 1214 and AS 1650.
  5. Concrete N25 in accordance with AS 1379 and AS 3600.
  6. Posts are to be vertical. Raked panels are available for slopes up to 1 in 5.
  7. Nuts to be spot welded to bolts as an anti-theft deterrent.
- B - Control Fence
1. All barbed wire, plain wire, hinged joint fencing, staples and ring fasteners to be galvanized to AS 2423.
  2. Provide strainer panels at 100 to 140m spacing. Panels to be as for 'End Panels' with an extra 2/3.15mm wire brace as indicated by broken lines.
  3. Posts may be tea-tree, split hardwood or sawn timber.
  4. Where fences turn 90° adopt an end panel going away in each direction.
  5. Dowels, Grade 250 to AS 3679.
- C - General
1. All dimensions are in millimetres unless shown otherwise.



### ELEVATION


### WELDED MESH FENCE



### SECTION A-A

These drawings have been developed in consultation between the participating Councils. BEFORE USE, the user shall confirm that the drawing has been adopted by the appropriate Council.

B	03/14	Amended Drawing Number
A	12/95	ORIGINAL ISSUE
Rv.	DATE	REVISIONS



INSTITUTE OF PUBLIC WORKS ENGINEERING AUSTRALASIA  
STANDARD DRAWINGS

FENCING  
WELDED MESH FENCING  
AND CONTROL FENCE

GS-045

B
A
Rv.