



LIVEABILITY INDEX 2021

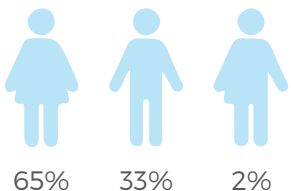
Noosa Heads

In November 2021 Noosa Council in conjunction with Place Score conducted our first Liveability Survey. This survey was completed by 1655 community members who told us what they value most about their neighbourhood and how they rate their neighbourhood. These scores were then combined to provide an overall Liveability Index for each neighbourhood.

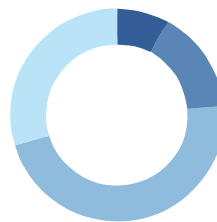
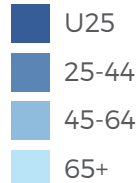
These results allow us to focus on the things most valuable to our community. It helps us plan and make decisions that will have the biggest impact on your wellbeing. It also recognises that each neighbourhood is different with individual values and experiences. By planning for liveability, we provide safe, healthy, active and resilient communities and places.

165 Responses from Noosa Heads residents

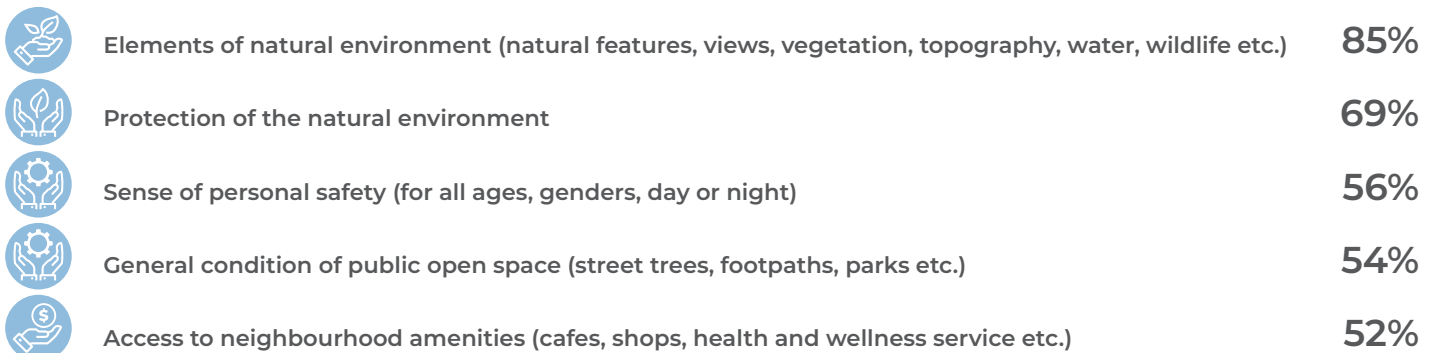
Gender



Age



Top 5 Values – These are the things most important to the Noosa Heads community in their ideal neighbourhood:



Liveability Index

Liveability is simply what a place is like to live in. Understanding the relationship between people and their places is the key to understanding local liveability, and how it can be enhanced. The Liveability Index is an assessment of how each community rates their neighbourhood. While two locations scores may be similar, how the community rates each Place Attribute may be quite different within each location.

Noosa Heads



Noosa Shire


















National Average





So what does this score mean?

Based on the national average: 70+ is performing well | 65-69 - average | 50-64 - room for improvement | < 50 urgent care needed

Our Strengths These are the things you care about most and say are performing well.
We must continue to nurture and protect these attributes.

-  Elements of natural environment (natural features, views, vegetation, topography, water, wildlife etc.)
-  Protection of the natural environment
-  Sense of personal safety (for all ages, genders, day or night)
-  General condition of public open space (street trees, footpaths, parks etc.)
-  Access and safety of walking, cycling and/or public transport (signage, paths, lighting etc.)
-  Sense of neighbourhood safety (from crime, traffic, pollution etc.)
-  Walking/jogging/bike paths that connect housing to community amenity (shops, parks etc.)
-  Landscaping and natural elements (street trees, planting, water features etc.)
-  Sense of belonging in the community
-  Access to neighbourhood amenities (cafes, shops, health and wellness service etc.)
-  Locally owned and operated businesses
-  Overall visual character of the neighbourhood
-  Spaces suitable for specific activities or special interests (entertainment, exercise, dog park, BBQs etc.)
-  Things to do in the evening (bars, dining, cinema, live music etc.)
-  Local business that provide for daily needs (grocery stores, pharmacy, banks etc.)

Our Opportunities These are not as highly valued by the community but could be performing better.
We must monitor these attributes as improvements could contribute to local livability.

-  Sustainable behaviours in the community (water management, solar panels recycling etc.)
-  Sustainable urban design (water sensitive design, transport-orientated design, sustainable building design, density etc.)

For more information go to Council's Liveability page on the website.

