



LIVEABILITY INDEX 2021

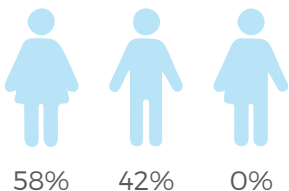
Kin Kin

In November 2021 Noosa Council in conjunction with Place Score conducted our first Liveability Survey. This survey was completed by 1655 community members who told us what they value most about their neighbourhood and how they rate their neighbourhood. These scores were then combined to provide an overall Liveability Index for each neighbourhood.

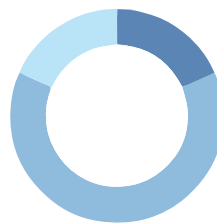
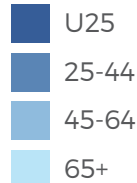
These results allow us to focus on the things most valuable to our community. It helps us plan and make decisions that will have the biggest impact on your wellbeing. It also recognises that each neighbourhood is different with individual values and experiences. By planning for liveability, we provide safe, healthy, active and resilient communities and places.

38 Responses from Kin Kin residents

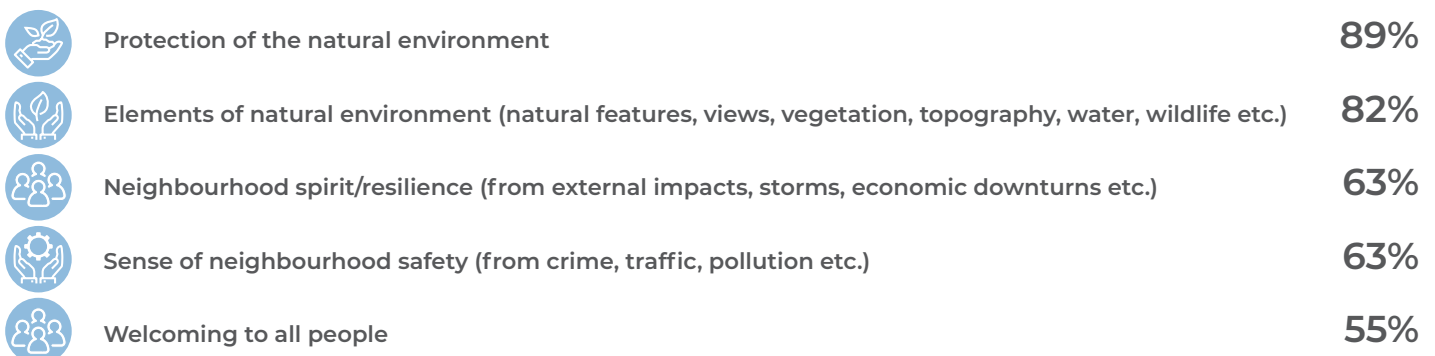
Gender



Age



Top 5 Values – These are the things most important to the Kin Kin community in their ideal neighbourhood:



Liveability Index

Liveability is simply what a place is like to live in. Understanding the relationship between people and their places is the key to understanding local liveability, and how it can be enhanced. The Liveability Index is an assessment of how each community rates their neighbourhood. While two locations scores may be similar, how the community rates each Place Attribute may be quite different within each location.

Boreen Point, Cootharaba, Ringtail Creek



Noosa Shire











National Average





So what does this score mean?

Based on the national average: 70+ is performing well | 65-69 - average | 50-64 - room for improvement | < 50 urgent care needed




Our Strengths These are the things you care about most and say are performing well.
We must continue to nurture and protect these attributes.

-  Elements of natural environment (natural features, views, vegetation, topography, water, wildlife etc.)
-  Neighbourhood spirit/resilience (from external impacts, storms, economic downturns etc.)
-  Evidence of community activity (volunteering, gardening, art, community-organised events etc.)
-  Welcoming to all people
-  Sense of personal safety (for all ages, genders, day or night)
-  Landscaping and natural elements (street trees, planting, water features etc.)
-  Sense of connection to/feeling support from neighbours or community
-  Overall visual character of the neighbourhood

Our Opportunities These are important and performing at moderate levels.
We must manage these attributes to improve their contribution to local liveability.

-  Protection of the natural environment
-  Spaces for group or community activities and/or gatherings (sport, picnics, performances etc.)

Our Liveability Priorities These are the things most important to you and are underperforming. We must work to improve these as they will contribute significantly to neighbourhood liveability.

-  Sense of neighbourhood safety (from crime, traffic, pollution etc.)
-  Physical comfort (including noise, smells, temperature etc.)
-  Sustainable behaviours in the community (water management, solar panels recycling etc.)

For more information go to Council's Liveability page on the website.

