



LIVEABILITY INDEX 2021

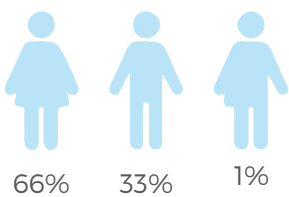
Cooroy, Lake Macdonald, Cooroy Mountain, Ridgewood and Black Mountain

In November 2021 Noosa Council in conjunction with Place Score conducted our first Liveability Survey. This survey was completed by 1655 community members who told us what they value most about their neighbourhood and how they rate their neighbourhood. These scores were then combined to provide an overall Liveability Index for each neighbourhood.

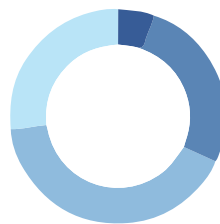
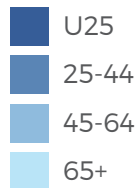
These results allow us to focus on the things most valuable to our community. It helps us plan and make decisions that will have the biggest impact on your wellbeing. It also recognises that each neighbourhood is different with individual values and experiences. By planning for liveability, we provide safe, healthy, active and resilient communities and places.

144 Responses from Cooroy, Lake Macdonald, Cooroy Mountain, Ridgewood and Black Mountain residents






Gender



Age



Top 5 Values - These are the things most important to Cooroy, Lake Macdonald, Cooroy Mountain, Ridgewood and Black Mountain communities in their ideal neighbourhood:

- 
Elements of natural environment (natural features, views, vegetation, topography, water, wildlife etc.) **69%**
- 
Protection of the natural environment **62%**
- 
General condition of public open space (street trees, footpaths, parks etc.) **62%**
- 
Local businesses that provide for daily needs (grocery stores, pharmacy, banks etc.) **58%**
- 
Sense of neighbourhood safety (from crime, traffic, pollution etc.) **58%**

Liveability Index

Liveability is simply what a place is like to live in. Understanding the relationship between people and their places is the key to understanding local liveability, and how it can be enhanced. The Liveability Index is an assessment of how each community rates their neighbourhood. While two locations scores may be similar, how the community rates each Place Attribute may be quite different within each location.

Cooroy and West



Noosa Shire











National Average





So what does this score mean?

Based on the national average: 70+ is performing well | 65-69 - average | 50-64 - room for improvement | < 50 urgent care needed

Our Strengths These are the things you care about most and say are performing well. We must continue to nurture and protect these attributes.

-  Elements of natural environment (natural features, views, vegetation, topography, water, wildlife etc.)
-  Protection of the natural environment
-  Local businesses that provide for daily needs (grocery stores, pharmacy, banks etc.)
-  Sense of neighbourhood safety (from crime, traffic, pollution etc.)
-  Landscaping and natural elements (street trees, planting, water features etc.)
-  Access to neighbourhood amenities (cafes, shops, health and wellness services etc.)
-  Locally owned and operated businesses.
-  Sense of personal safety (for all ages, genders, day or night).

Our Opportunities These are important and performing at moderate levels. We must manage these attributes to improve their contribution to local liveability.

-  General condition of public open space (street trees, footpaths, parks etc.)
-  Spaces suitable for specific activities or special interests (entertainment, exercise, dog park, BBQs etc.)

Our Liveability Priorities These are the things most important to you and are underperforming. We must work to improve these as they will contribute significantly to neighbourhood liveability.

-  Walking/jogging/bike paths that connect housing to community amenity (shops, parks etc.)

For more information go to Council's Liveability page on the website.

